



# अमृत महा आवास अभियान २०२२-२३

दैनिक प्रगती अहवाल : ०७.०५.२०२३

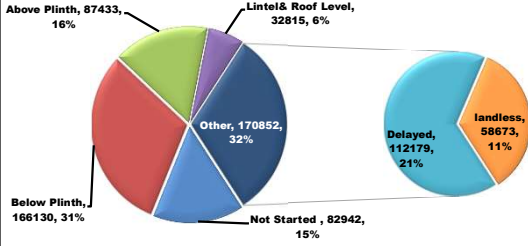
प्रधानमंत्री आवास योजना ग्रामीण – मंजूरी, पूर्ण घरकुले, हप्ते वितरण, भूमिहीन, आर्थिकदृष्ट्या अपुर्ण  
राज्य पुरस्कृत ग्रामीण आवास योजना – मंजूरी, पूर्ण घरकुले, हप्ते वितरण, आर्थिकदृष्ट्या अपुर्ण

योजना	एकूण मंजूरी	दैनिक मंजूरी	एकूण पूर्ण	दैनिक पूर्ण घरकुले	दैनिक पहिला हप्ता वितरित	दैनिक दुसरा हप्ता वितरित	दैनिक तिसरा हप्ता वितरित
प्रधानमंत्री आवास योजना ग्रामीण	१४०९९०१	०	१०४१०२१	१४०	०	०	०
राज्य योजना	५६०३९०	०	४०४५४२	४५	०	०	०
एकूण	१९७०२९१	०	१४४५५६३	१८५	०	०	०

PMAY-G Completion Progress Bar

73.8%

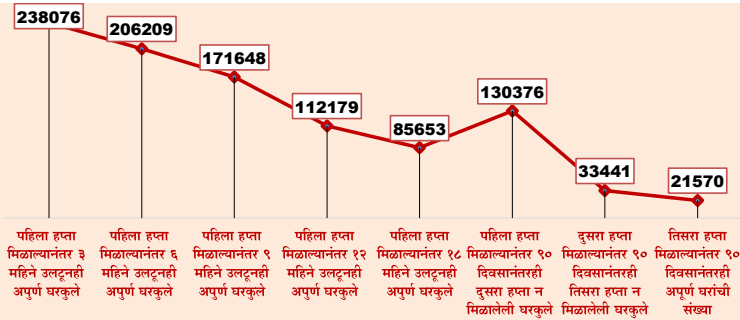
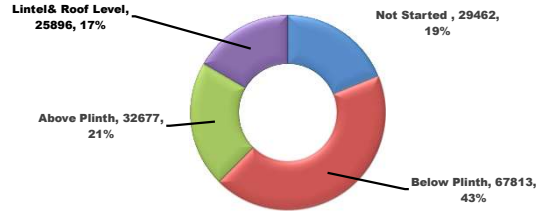
PMAY-G: Incomplete Houses bifurcation



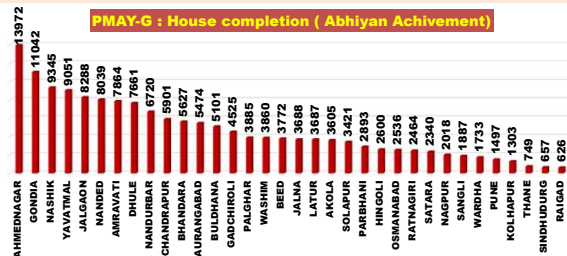
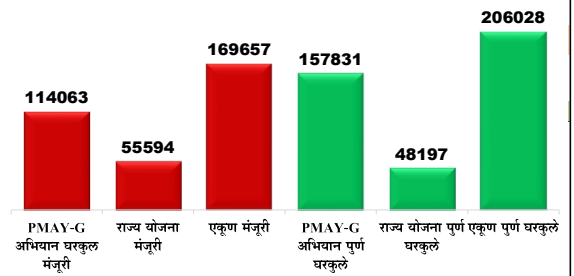
State Schemes Progress Bar

72.2%

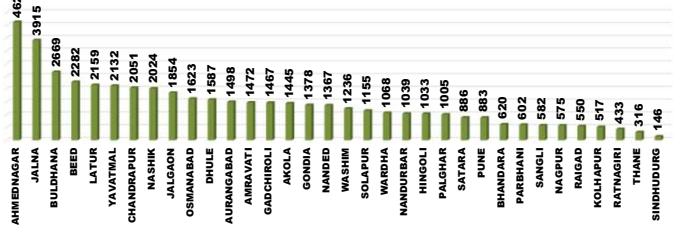
State Schemes: Incomplete Houses bifurcation



Abhiyan Achievement Day 168



State Schemes: House completion (Abhiyan Achievement)

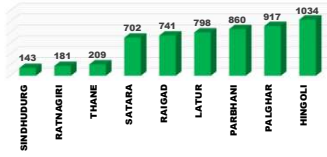


राज्य व्यवस्थापन कक्ष- ग्रामीण गृहनिर्माण

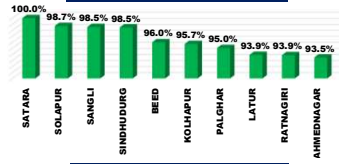
४ था मजला, दक्षिण कक्ष, सिडको भवन, सीबीडी बेलापूर, नवी मुंबई - ४०० ६१४.

# Top and Bottom Ten Districts


**PMAY-G Delayed Houses TOP 10 Dist.**



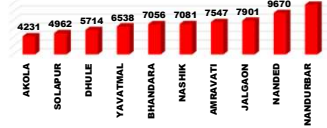
**State Schemes Sanction TOP 10 Dist.**



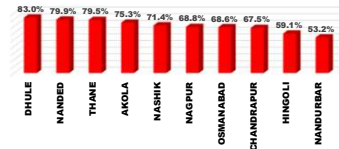
**PMAY-G Remaining 1st Installments Bottom 10 Dist.**



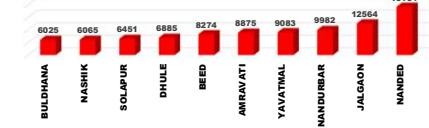
**PMAY-G Delayed Houses Bottom 10 Dist.**



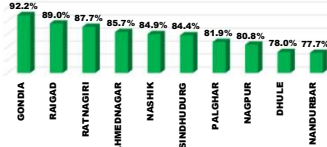
**State Schemes Sanction Bottom 10 Dist.**



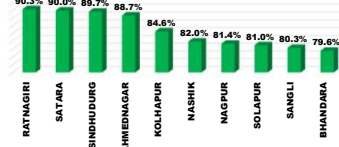
**PMAY-G Remaining 2nd Installments Bottom 10 Dist.**



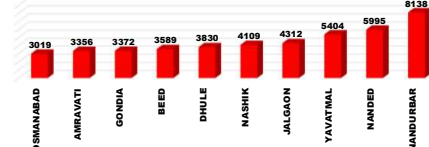
**PMAY-G Completion TOP 10 Dist.**



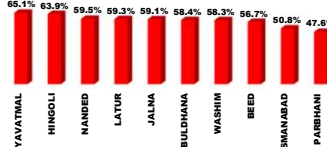
**State Schemes Completion TOP 10 Dist.**



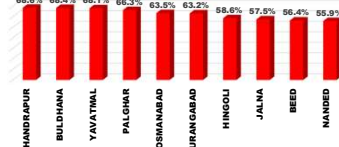
**PMAY-G Remaining 3rd Installments Bottom 10 Dist.**



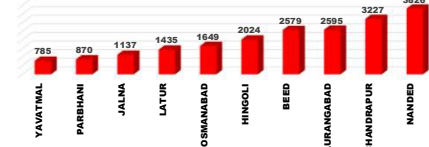
**PMAY-G Completion Bottom 10 Dist.**



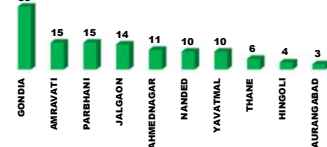
**State Schemes Completion Bottom 10 Dist.**




**State Schemes Remaining 1st Installments Bottom 10 Dist.**



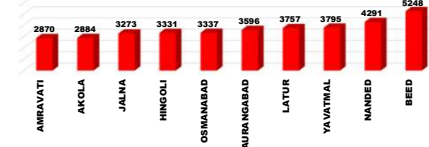
**PMAY-G Daily Completion Top 10 Dist.**



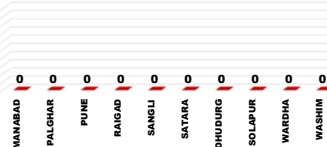
**State Schemes Daily Completion Top 10 Dist.**



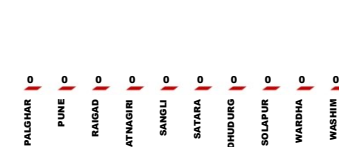
**State Schemes Remaining 2nd Installments Bottom 10 Dist.**



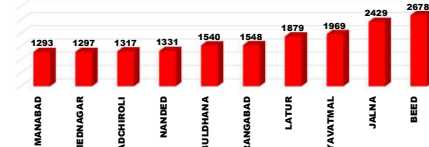
**PMAY-G Daily Completion Bottom 10 Dist.**



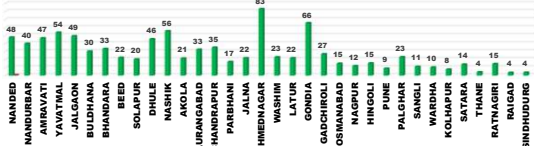
**State Schemes Daily Completion Bottom 10 Dist.**



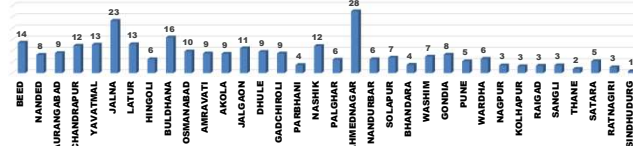
**State Schemes Remaining 3rd Installments Bottom 10 Dist.**



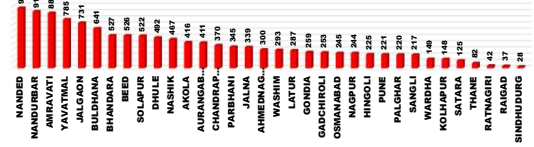
**PMAY-G : Current Pace of Completion Per Day (Abhiyan)**



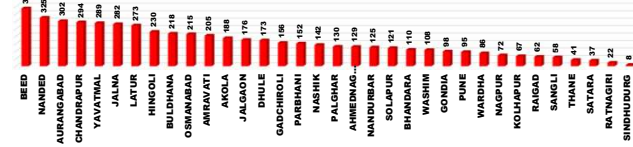
**State Schemes : Current Pace of Completion Per Day (Abhiyan)**



**PMAY-G Required Pace of Completion Per Day**



**State Schemes Required Pace of Completion Per Day**



प्रधानमंत्री आवास योजना ग्रामीण - मंजूरी (PWL+Awaas Plus)

Sr. No.	Division	Target (PWL+Awaas Plus)	06.05.2023	07.05.2023	Daily_Achievement	Remaining
1	NASHIK DIV.	414867	413718	413718	0	1149
2	AMRAVATI DIV.	274810	274354	274354	0	456
3	AURANGABAD DIV.	238003	237302	237302	0	701
4	NAGPUR DIV.	291938	291278	291278	0	660
5	KONKAN DIV.	69835	69626	69626	0	209
6	PUNE DIV.	124547	123623	123623	0	924
<b>Total</b>		<b>1414000</b>	<b>1409901</b>	<b>1409901</b>	<b>0</b>	<b>4099</b>

Sr. No.	District	Target (PWL+Awaas Plus)	06.05.2023	07.05.2023	Daily_Achievement	Remaining
1	AHMEDNAGAR	60791	60756	60756	0	35
2	AKOLA	48792	48778	48778	0	14
3	AMRAVATI	95522	95271	95271	0	251
4	AURANGABAD	36740	36514	36514	0	226
5	BEED	35310	35253	35253	0	57
6	BHANDARA	64996	64930	64930	0	66
7	BULDHANA	44752	44713	44713	0	39
8	CHANDRAPUR	43097	42975	42975	0	122
9	DHULE	64999	64917	64917	0	82
10	GADCHIROLI	31703	31621	31621	0	82
11	GONDIA	96493	96144	96144	0	349
12	HINGOLI	18109	18083	18083	0	26
13	JALGAON	79735	79403	79403	0	332
14	JALNA	24038	24023	24023	0	15
15	KOLHAPUR	17662	17652	17652	0	10
16	LATUR	20679	20493	20493	0	186
17	NAGPUR	37016	37001	37001	0	15
18	NANDED	69533	69463	69463	0	70
19	NANDURBAR	119607	118959	118959	0	648
20	NASHIK	89735	89683	89683	0	52
21	OSMANABAD	14506	14411	14411	0	95
22	PALGHAR	35376	35188	35188	0	188
23	PARBHANI	19088	19062	19062	0	26
24	PUNE	20543	20529	20529	0	14
25	RAIGAD	9830	9820	9820	0	10
26	RATNAGIRI	9891	9885	9885	0	6
27	SANGLI	21836	21641	21641	0	195
28	SATARA	15347	15339	15339	0	8
29	SINDHUDURG	5133	5133	5133	0	0
30	SOLAPUR	49159	48462	48462	0	697
31	THANE	9605	9600	9600	0	5
32	WARDHA	18633	18607	18607	0	26
33	WASHIM	20390	20363	20363	0	27
34	YAVATMAL	65354	65229	65229	0	125
<b>Total</b>		<b>1414000</b>	<b>1409901</b>	<b>1409901</b>	<b>0</b>	<b>4099</b>

Remaining Sanction RANK

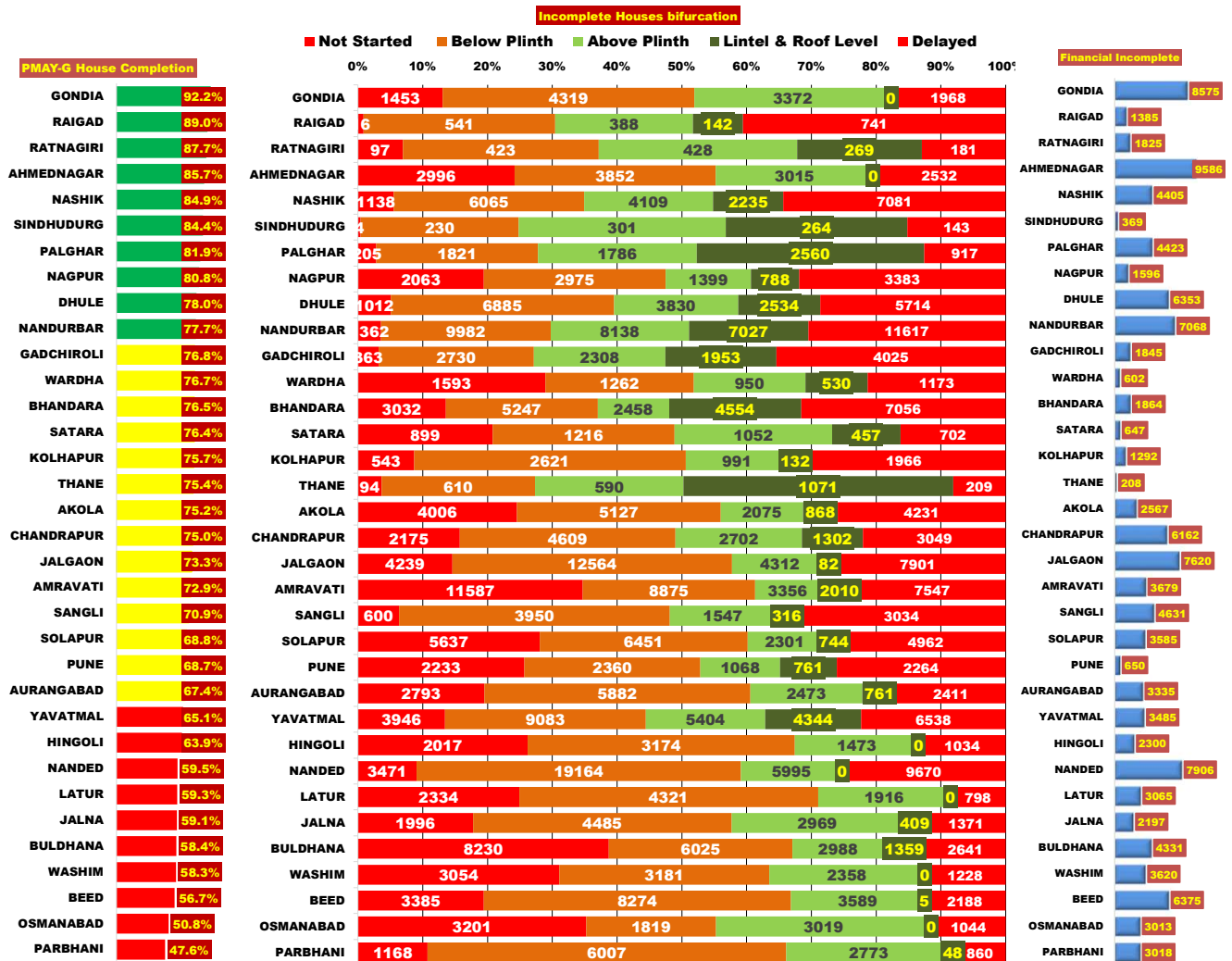
SINDHUDURG	0
THANE	5
RATNAGIRI	6
SATARA	8
KOLHAPUR	10
RAIGAD	10
AKOLA	14
PUNE	14
JALNA	15
NAGPUR	15
HINGOLI	26
PARBHANI	26
WARDHA	26
WASHIM	27
AHMEDNAGAR	35
BULDHANA	39
NASHIK	52
BEED	57
BHANDARA	66
NANDED	70
DHULE	82
GADCHIROLI	82
OSMANABAD	95
CHANDRAPUR	122
YAVATMAL	125
LATUR	186
PALGHAR	188
SANGLI	195
AURANGABAD	226
AMRAVATI	251
JALGAON	332
GONDIA	349
NANDURBAR	648
SOLAPUR	697

प्रधानमंत्री आवास योजना - ग्रामीण : भूमिहीन लाभार्थी अहवाल

Sr. No.	District	Google Sheet Report			AwaasSoft Report			
		Total Landless	Provided land	Remaining	Landless beneficiaries tagged in AwaasSoft	Landless beneficiaries provided land	Remaining Landless	Remaining Tag (provided land)
1	DHULE	18	18	0	18	18	0	0
2	GADCHIROLI	8	8	0	8	8	0	0
3	NANDURBAR	0	0	0	0	0	0	0
4	PALGHAR	11	11	0	11	11	0	0
5	RAIGAD	6	6	0	6	6	0	0
6	RATNAGIRI	23	23	0	23	23	0	0
7	SINDHUDURG	420	420	0	420	420	0	0
8	KOLHAPUR	257	257	0	257	227	30	30
9	THANE	127	74	53	127	60	67	14
10	NANDED	362	277	85	362	242	120	35
11	GONDIA	2450	2450	0	2450	2327	123	123
12	BEED	212	101	111	212	72	140	29
13	SANGLI	431	143	288	418	144	274	-1
14	PARBHANI	332	15	317	331	54	277	-39
15	SATARA	1309	598	711	1304	630	674	-32
16	NASHIK	1824	1475	349	1803	1001	802	474
17	HINGOLI	1713	787	926	1713	466	1247	321
18	JALNA	1413	165	1248	1374	85	1289	80
19	CHANDRAPUR	2791	1463	1328	2748	1454	1294	9
20	WARDHA	2819	1284	1535	2803	1245	1558	39
21	NAGPUR	5134	3397	1737	5025	3423	1602	-26
22	JALGAON	22872	21026	1846	22945	21000	1945	26
23	PUNE	2925	992	1933	2924	885	2039	107
24	LATUR	2044	255	1789	2310	255	2055	0
25	OSMANABAD	2470	104	2366	2470	56	2414	48
26	BHANDARA	5825	3230	2595	5674	3231	2443	-1
27	YAVATMAL	3437	1119	2318	3642	1181	2461	-62
28	WASHIM	3477	883	2594	3443	865	2578	18
29	AURANGABAD	3328	1779	1549	3290	288	3002	1491
30	AKOLA	7074	3842	3232	7365	3844	3521	-2
31	AHMEDNAGAR	7762	4828	2934	7759	4161	3598	667
32	SOLAPUR	7960	2595	5365	7248	1412	5836	1183
33	BULDHANA	15085	8586	6499	15213	7276	7937	1310
34	AMRAVATI	21721	11392	10329	21561	11389	10172	3
	<b>Total</b>	<b>127640</b>	<b>73603</b>	<b>54037</b>	<b>127257</b>	<b>67759</b>	<b>59498</b>	<b>6007</b>

## प्रधानमंत्री आवास योजना ग्रामीण - पूर्ण घरकूले

Sr. No.	Division	Sanction	06.05.2023	07.05.2023	Daily Achievement	Remaining	Avg. Completed Per Day From 20.11.22 to Today	To be Completed in Per Day till 05.06.23
1	NAGPUR DIV.	291278	238935	238974	39	52304	184	1804
2	AURANGABAD DIV.	237302	140216	140250	34	97052	195	3347
3	NASHIK DIV.	413718	329470	329500	30	84218	274	2904
4	AMRAVATI DIV.	274354	186611	186638	27	87716	175	3025
5	KONKAN DIV.	69626	57781	57789	8	11837	50	408
6	PUNE DIV.	123623	87868	87870	2	35753	62	1233
<b>Total</b>		<b>1409901</b>	<b>1040881</b>	<b>1041021</b>	<b>140</b>	<b>368880</b>	<b>939</b>	<b>12720</b>



प्रधानमंत्री आवास योजना ग्रामीण - पूर्ण घरकूले

Sr. No.	District	Sanction	06.05.2023	07.05.2023	Daily_Achievement	Remaining	Aug. Completed Per Day From 20.11.22 to Today	To be Completed in Per Day till 05.06.23
1	GONDIA	96144	88585	88620	35	7524	66	259
2	AMRAVATI	95271	69474	69489	15	25782	47	889
3	PARBHANI	19062	9051	9066	15	9996	17	345
4	JALGAON	79403	58192	58206	14	21197	49	731
5	AHMEDNAGAR	60756	52041	52052	11	8704	83	300
6	NANDED	69463	41339	41349	10	28114	48	969
7	YAVATMAL	65229	42449	42459	10	22770	54	785
8	THANE	9600	7229	7235	6	2365	4	82
9	HINGOLI	18083	11554	11558	4	6525	15	225
10	AURANGABAD	36514	24603	24606	3	11908	33	411
11	NANDURBAR	118959	92447	92450	3	26509	40	914
12	AKOLA	48778	36700	36702	2	12076	21	416
13	GADCHIROLI	31621	24290	24292	2	7329	27	253
14	JALNA	24023	14192	14194	2	9829	22	339
15	KOLHAPUR	17652	13363	13365	2	4287	8	148
16	NASHIK	89683	76134	76136	2	13547	56	467
17	RATNAGIRI	9885	8666	8668	2	1217	15	42
18	BHANDARA	64930	49638	49639	1	15291	33	527
19	NAGPUR	37001	29910	29911	1	7090	12	244
20	BEED	35253	20000	20000	0	15253	22	526
21	BULDHANA	44713	26122	26122	0	18591	30	641
22	CHANDRAPUR	42975	32240	32240	0	10735	35	370
23	DHULE	64917	50656	50656	0	14261	46	492
24	LATUR	20493	12161	12161	0	8332	22	287
25	OSMANABAD	14411	7316	7316	0	7095	15	245
26	PALGHAR	35188	28816	28816	0	6372	23	220
27	PUNE	20529	14107	14107	0	6422	9	221
28	RAIGAD	9820	8736	8736	0	1084	4	37
29	SANGLI	21641	15354	15354	0	6287	11	217
30	SATARA	15339	11715	11715	0	3624	14	125
31	SINDHUDURG	5133	4334	4334	0	799	4	28
32	SOLAPUR	48462	33329	33329	0	15133	20	522
33	WARDHA	18607	14272	14272	0	4335	10	149
34	WASHIM	20363	11866	11866	0	8497	23	293
<b>Total</b>		<b>1409901</b>	<b>1040881</b>	<b>1041021</b>	<b>140</b>	<b>368880</b>	<b>939</b>	<b>12720</b>



राज्यपुरस्कृत आवास योजना ग्रामीण - मंजूरी

Sr. No.	Division	Target	06.05.2023	07.05.2023	Daily_Achievement	Remaining
1	KONKAN DIV.	34744	31461	31461	0	3283
2	PUNE DIV.	65859	63028	63028	0	2831
3	NASHIK DIV.	141552	110794	110794	0	30758
4	AURANGABAD DIV.	200327	167388	167388	0	32939
5	AMRAVATI DIV.	110069	94358	94358	0	15711
6	NAGPUR DIV.	118430	93361	93361	0	25069
<b>Total</b>		<b>670981</b>	<b>560390</b>	<b>560390</b>	<b>0</b>	<b>110591</b>

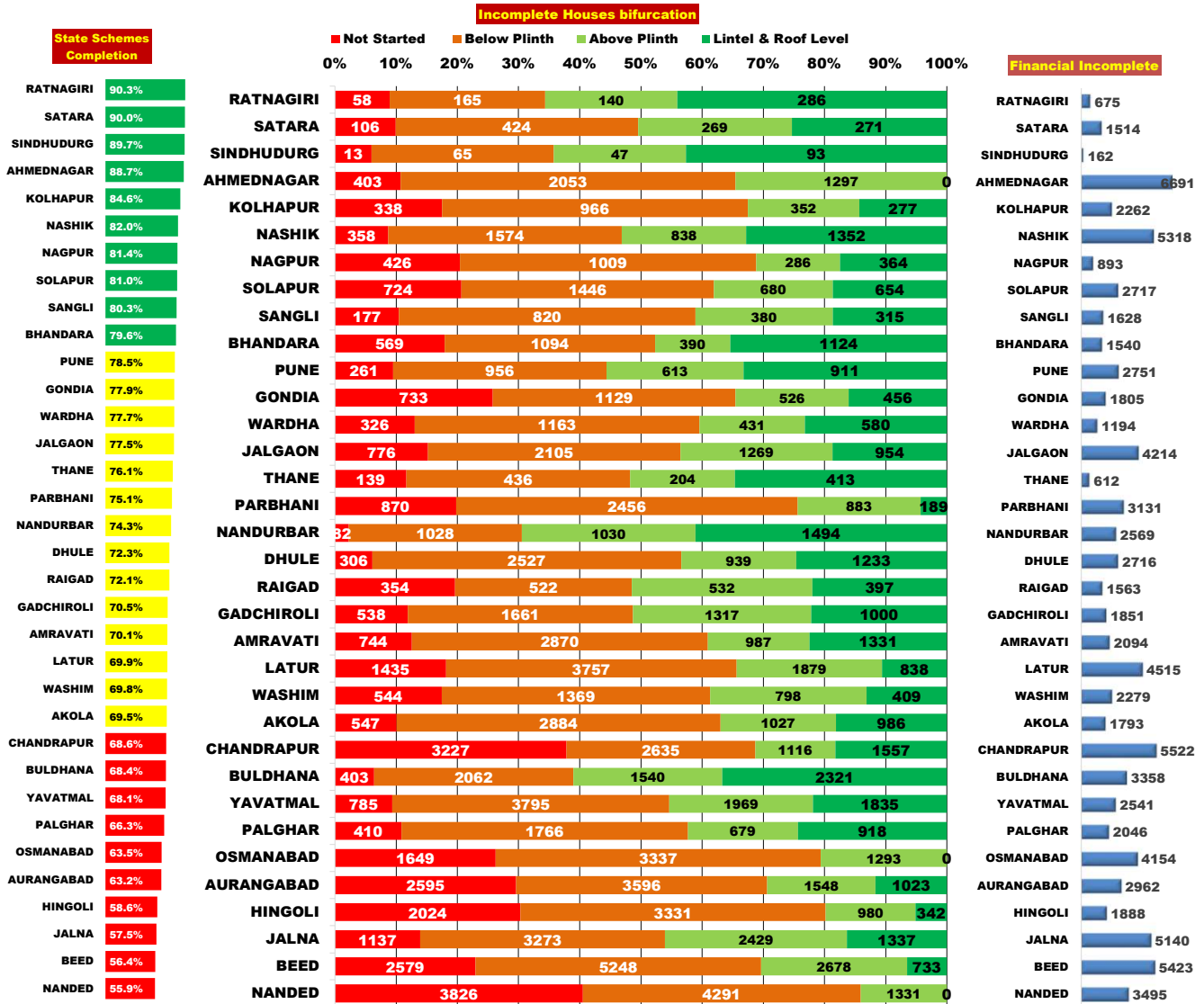
Sr. No.	District	Target	06.05.2023	07.05.2023	Daily_Achievement	Remaining
1	AHMEDNAGAR	35298	32994	32994	0	2304
2	AKOLA	23681	17823	17823	0	5858
3	AMRAVATI	23224	19865	19865	0	3359
4	AURANGABAD	26141	23833	23833	0	2308
5	BEED	26878	25803	25803	0	1075
6	BHANDARA	17612	15568	15568	0	2044
7	BULDHANA	21616	20021	20021	0	1595
8	CHANDRAPUR	40285	27191	27191	0	13094
9	DHULE	21790	18081	18081	0	3709
10	GADCHIROLI	16834	15292	15292	0	1542
11	GONDIA	14261	12872	12872	0	1389
12	HINGOLI	27298	16132	16132	0	11166
13	JALGAON	25851	22723	22723	0	3128
14	JALNA	20609	19260	19260	0	1349
15	KOLHAPUR	13090	12529	12529	0	561
16	LATUR	28004	26298	26298	0	1706
17	NAGPUR	16291	11216	11216	0	5075
18	NANDED	26760	21375	21375	0	5385
19	NANDURBAR	26578	14138	14138	0	12440
20	NASHIK	32035	22858	22858	0	9177
21	OSMANABAD	24853	17039	17039	0	7814
22	PALGHAR	11792	11208	11208	0	584
23	PARBHANI	19784	17648	17648	0	2136
24	PUNE	14672	12773	12773	0	1899
25	RAIGAD	7418	6475	6475	0	943
26	RATNAGIRI	7129	6691	6691	0	438
27	SANGLI	8732	8604	8604	0	128
28	SATARA	10647	10647	10647	0	0
29	SINDHUDURG	2141	2108	2108	0	33
30	SOLAPUR	18718	18475	18475	0	243
31	THANE	6264	4979	4979	0	1285
32	WARDHA	13147	11222	11222	0	1925
33	WASHIM	11503	10335	10335	0	1168
34	YAVATMAL	30045	26314	26314	0	3731
<b>Total</b>		<b>670981</b>	<b>560390</b>	<b>560390</b>	<b>0</b>	<b>110591</b>

Remaining Sanction RANK

SATARA	0
SINDHUDURG	33
SANGLI	128
SOLAPUR	243
RATNAGIRI	438
KOLHAPUR	561
PALGHAR	584
RAIGAD	943
BEED	1075
WASHIM	1168
THANE	1285
JALNA	1349
GONDIA	1389
GADCHIROLI	1542
BULDHANA	1595
LATUR	1706
PUNE	1899
WARDHA	1925
BHANDARA	2044
PARBHANI	2136
AHMEDNAGAR	2304
AURANGABAD	2308
JALGAON	3128
AMRAVATI	3359
DHULE	3709
YAVATMAL	3731
NAGPUR	5075
NANDED	5385
AKOLA	5858
OSMANABAD	7814
NASHIK	9177
HINGOLI	11166
NANDURBAR	12440
CHANDRAPUR	13094

## राज्यपुरस्कृत आवास योजना ग्रामीण - पूर्ण घरकूले

Sr. No.	Division	Sanction	06.05.2023	07.05.2023	Daily_Achievement	Remaining	Avg. Completed Per Day From 20.11.22 to Today	To be Completed in Per Day till 05.06.23
1	AMRAVATI DIV.	94358	65134	65152	18	29206	53	1007
2	AURANGABAD DIV.	167388	104570	104585	15	62803	86	2166
3	NAGPUR DIV.	93361	69699	69704	5	23657	43	816
4	NASHIK DIV.	110794	89185	89189	4	21605	66	745
5	KONKAN DIV.	31461	23821	23824	3	7637	15	263
6	PUNE DIV.	63028	52088	52088	0	10940	24	377
<b>Total</b>		<b>560390</b>	<b>404497</b>	<b>404542</b>	<b>45</b>	<b>155848</b>	<b>287</b>	<b>5374</b>





राज्यपुरस्कृत आवास योजना ग्रामीण - पूर्ण घरकूले

Sr. No.	District	Sanction	06.05.2023	07.05.2023	Daily Achievement	Remaining	Avg. Completed Per Day From 20.11.22 to Today	To be Completed in Per Day till 05.06.23
1	AMRAVATI	19865	13919	13933	14	5932	9	205
2	GADCHIROLI	15292	10771	10776	5	4516	9	156
3	HINGOLI	16132	9451	9455	4	6677	6	230
4	AHMEDNAGAR	32994	29251	29254	3	3740	28	129
5	LATUR	26298	18386	18389	3	7909	13	273
6	NANDED	21375	11953	11956	3	9419	8	325
7	THANE	4979	3784	3787	3	1192	2	41
8	YAVATMAL	26314	17927	17930	3	8384	13	289
9	AURANGABAD	23833	15069	15071	2	8762	9	302
10	PARBHANI	17648	13248	13250	2	4398	4	152
11	AKOLA	17823	12378	12379	1	5444	9	188
12	JALGAON	22723	17618	17619	1	5104	11	176
13	OSMANABAD	17039	10814	10815	1	6224	10	215
14	BEED	25803	14565	14565	0	11238	14	388
15	BHANDARA	15568	12391	12391	0	3177	4	110
16	BULDHANA	20021	13695	13695	0	6326	16	218
17	CHANDRAPUR	27191	18656	18656	0	8535	12	294
18	DHULE	18081	13076	13076	0	5005	9	173
19	GONDIA	12872	10028	10028	0	2844	8	98
20	JALNA	19260	11084	11084	0	8176	23	282
21	KOLHAPUR	12529	10596	10596	0	1933	3	67
22	NAGPUR	11216	9131	9131	0	2085	3	72
23	NANDURBAR	14138	10504	10504	0	3634	6	125
24	NASHIK	22858	18736	18736	0	4122	12	142
25	PALGHAR	11208	7435	7435	0	3773	6	130
26	PUNE	12773	10032	10032	0	2741	5	95
27	RAIGAD	6475	4670	4670	0	1805	3	62
28	RATNAGIRI	6691	6042	6042	0	649	3	22
29	SANGLI	8604	6912	6912	0	1692	3	58
30	SATARA	10647	9577	9577	0	1070	5	37
31	SINDHUDURG	2108	1890	1890	0	218	1	8
32	SOLAPUR	18475	14971	14971	0	3504	7	121
33	WARDHA	11222	8722	8722	0	2500	6	86
34	WASHIM	10335	7215	7215	0	3120	7	108
	<b>Total</b>	<b>560390</b>	<b>404497</b>	<b>404542</b>	<b>45</b>	<b>155848</b>	<b>287</b>	<b>5374</b>

प्रधानमंत्री आवास योजना ग्रामीण - हप्ते वितरण

Sr. No.	Division	1st Installment (Daily Achivement)	1st Installment Remaining	2nd Installment (Daily Achivement)	2nd Installment Remaining	3rd Installment (Daily Achivement)	3rd Installment Remaining
1	NASHIK DIV.	0	10747	0	39348	0	23404
2	AMRAVATI DIV.	0	30756	0	32291	0	16181
3	AURANGABAD DIV.	0	20334	0	53126	0	24207
4	NAGPUR DIV.	0	10466	0	21142	0	13189
5	KONKAN DIV.	0	413	0	3625	0	3493
6	PUNE DIV.	0	9786	0	16598	0	6959
	<b>Total</b>	<b>0</b>	<b>82502</b>	<b>0</b>	<b>166130</b>	<b>0</b>	<b>87433</b>

PMAY-G 1st Ins Pending

SINDHUDURG	4
RAIGAD	13
THANE	94
RATNAGIRI	97
PALGHAR	205
GADCHIROLI	338
SANGLI	474
KOLHAPUR	543
SATARA	899
DHULE	1012
NASHIK	1138
PARBHANI	1168
NANDURBAR	1362
GONDIA	1453
WARDHA	1593
NAGPUR	1928
JALNA	1966
HINGOLI	2017
CHANDRAPUR	2122
PUNE	2233
LATUR	2334
AURANGABAD	2792
AHMEDNAGAR	2996
BHANDARA	3032
WASHIM	3051
OSMANABAD	3201
BEED	3385
NANDED	3471
YAVATMAL	3939
AKOLA	4006
JALGAON	4239
SOLAPUR	5637
BULDHANA	8219
AMRAVATI	11541

PMAY-G 2nd Ins Pending

SINDHUDURG	230
RATNAGIRI	423
RAIGAD	541
THANE	610
SATARA	1216
WARDHA	1262
OSMANABAD	1819
PALGHAR	1821
PUNE	2360
KOLHAPUR	2621
GADCHIROLI	2730
NAGPUR	2975
HINGOLI	3174
WASHIM	3181
AHMEDNAGAR	3852
SANGLI	3950
GONDIA	4319
LATUR	4321
JALNA	4485
CHANDRAPUR	4609
AKOLA	5127
BHANDARA	5247
AURANGABAD	5882
PARBHANI	6007
BULDHANA	6025
NASHIK	6065
SOLAPUR	6451
DHULE	6885
BEED	8274
AMRAVATI	8875
YAVATMAL	9083
NANDURBAR	9982
JALGAON	12564
NANDED	19164

PMAY-G 3rd Ins Pending

SINDHUDURG	301
RAIGAD	388
RATNAGIRI	428
THANE	590
WARDHA	950
KOLHAPUR	991
SATARA	1052
PUNE	1068
NAGPUR	1399
HINGOLI	1473
SANGLI	1547
PALGHAR	1786
LATUR	1916
AKOLA	2075
SOLAPUR	2301
GADCHIROLI	2308
WASHIM	2358
BHANDARA	2458
AURANGABAD	2473
CHANDRAPUR	2702
PARBHANI	2773
JALNA	2969
BULDHANA	2988
AHMEDNAGAR	3015
OSMANABAD	3019
AMRAVATI	3356
GONDIA	3372
BEED	3589
DHULE	3830
NASHIK	4109
JALGAON	4312
YAVATMAL	5404
NANDED	5995
NANDURBAR	8138

प्रधानमंत्री आवास योजना ग्रामीण - हप्ते वितरण

Sr. No.	District	1st Installment (Daily Achivement)	1st Installment Remaining	2nd Installment (Daily Achivement)	2nd Installment Remaining	3rd Installment (Daily Achivement)	3rd Installment Remaining
1	AHMEDNAGAR	0	2996	0	3852	0	3015
2	AKOLA	0	4006	0	5127	0	2075
3	AMRAVATI	0	11541	0	8875	0	3356
4	AURANGABAD	0	2792	0	5882	0	2473
5	BEED	0	3385	0	8274	0	3589
6	BHANDARA	0	3032	0	5247	0	2458
7	BULDHANA	0	8219	0	6025	0	2988
8	CHANDRAPUR	0	2122	0	4609	0	2702
9	DHULE	0	1012	0	6885	0	3830
10	GADCHIROLI	0	338	0	2730	0	2308
11	GONDIA	0	1453	0	4319	0	3372
12	HINGOLI	0	2017	0	3174	0	1473
13	JALGAON	0	4239	0	12564	0	4312
14	JALNA	0	1966	0	4485	0	2969
15	KOLHAPUR	0	543	0	2621	0	991
16	LATUR	0	2334	0	4321	0	1916
17	NAGPUR	0	1928	0	2975	0	1399
18	NANDED	0	3471	0	19164	0	5995
19	NANDURBAR	0	1362	0	9982	0	8138
20	NASHIK	0	1138	0	6065	0	4109
21	OSMANABAD	0	3201	0	1819	0	3019
22	PALGHAR	0	205	0	1821	0	1786
23	PARBHANI	0	1168	0	6007	0	2773
24	PUNE	0	2233	0	2360	0	1068
25	RAIGAD	0	13	0	541	0	388
26	RATNAGIRI	0	97	0	423	0	428
27	SANGLI	0	474	0	3950	0	1547
28	SATARA	0	899	0	1216	0	1052
29	SINDHUDURG	0	4	0	230	0	301
30	SOLAPUR	0	5637	0	6451	0	2301
31	THANE	0	94	0	610	0	590
32	WARDHA	0	1593	0	1262	0	950
33	WASHIM	0	3051	0	3181	0	2358
34	YAVATMAL	0	3939	0	9083	0	5404
	<b>Total</b>	<b>0</b>	<b>82502</b>	<b>0</b>	<b>166130</b>	<b>0</b>	<b>87433</b>

राज्यपुरस्कृत आवास योजना ग्रामीण - हप्ते वितरण

Sr. No.	Division	1st Installment (Daily Achivement)	1st Installment Remaining	2nd Installment (Daily Achivement)	2nd Installment Remaining	3rd Installment (Daily Achivement)	3rd Installment Remaining
1	NASHIK DIV.	0	1925	0	9287	0	5373
2	AMRAVATI DIV.	0	3023	0	12980	0	6321
3	AURANGABAD DIV.	0	16115	0	29289	0	13021
4	NAGPUR DIV.	0	5819	0	8691	0	4066
5	KONKAN DIV.	0	974	0	2954	0	1602
6	PUNE DIV.	0	1606	0	4612	0	2294
<b>Total</b>		<b>0</b>	<b>29462</b>	<b>0</b>	<b>67813</b>	<b>0</b>	<b>32677</b>

State Schemes 1st Ins Pending

SINDHUDURG	13
RATNAGIRI	58
NANDURBAR	82
SATARA	106
THANE	139
SANGLI	177
PUNE	261
DHULE	306
WARDHA	326
KOLHAPUR	338
RAIGAD	354
NASHIK	358
AHMEDNAGAR	403
BULDHANA	403
PALGHAR	410
NAGPUR	426
GADCHIROLI	538
WASHIM	544
AKOLA	547
BHANDARA	569
SOLAPUR	724
GONDIA	733
AMRAVATI	744
JALGAON	776
YAVATMAL	785
PARBHANI	870
JALNA	1137
LATUR	1435
OSMANABAD	1649
HINGOLI	2024
BEED	2579
AURANGABAD	2595
CHANDRAPUR	3227
NANDED	3826

State Schemes 2nd Ins Pending

SINDHUDURG	65
RATNAGIRI	165
SATARA	424
THANE	436
RAIGAD	522
SANGLI	820
PUNE	956
KOLHAPUR	966
NAGPUR	1009
NANDURBAR	1028
BHANDARA	1094
GONDIA	1129
WARDHA	1163
WASHIM	1369
SOLAPUR	1446
NASHIK	1574
GADCHIROLI	1661
PALGHAR	1766
AHMEDNAGAR	2053
BULDHANA	2062
JALGAON	2105
PARBHANI	2456
DHULE	2527
CHANDRAPUR	2635
AMRAVATI	2870
AKOLA	2884
JALNA	3273
HINGOLI	3331
OSMANABAD	3337
AURANGABAD	3596
LATUR	3757
YAVATMAL	3795
NANDED	4291
BEED	5248

State Schemes 3rd Ins Pending

SINDHUDURG	47
RATNAGIRI	140
THANE	204
SATARA	269
NAGPUR	286
KOLHAPUR	352
SANGLI	380
BHANDARA	390
WARDHA	431
GONDIA	526
RAIGAD	532
PUNE	613
PALGHAR	679
SOLAPUR	680
WASHIM	798
NASHIK	838
PARBHANI	883
DHULE	939
HINGOLI	980
AMRAVATI	987
AKOLA	1027
NANDURBAR	1030
CHANDRAPUR	1116
JALGAON	1269
OSMANABAD	1293
AHMEDNAGAR	1297
GADCHIROLI	1317
NANDED	1331
BULDHANA	1540
AURANGABAD	1548
LATUR	1879
YAVATMAL	1969
JALNA	2429
BEED	2678

राज्यपुरस्कृत आवास योजना ग्रामीण -हप्ते वितरण

Sr. No.	District	1st Installment (Daily Achivement)	1st Installment Remaining	2nd Installment (Daily Achivement)	2nd Installment Remaining	3rd Installment (Daily Achivement)	3rd Installment Remaining
1	AHMEDNAGAR	0	403	0	2053	0	1297
2	AKOLA	0	547	0	2884	0	1027
3	AMRAVATI	0	744	0	2870	0	987
4	AURANGABAD	0	2595	0	3596	0	1548
5	BEED	0	2579	0	5248	0	2678
6	BHANDARA	0	569	0	1094	0	390
7	BULDHANA	0	403	0	2062	0	1540
8	CHANDRAPUR	0	3227	0	2635	0	1116
9	DHULE	0	306	0	2527	0	939
10	GADCHIROLI	0	538	0	1661	0	1317
11	GONDIA	0	733	0	1129	0	526
12	HINGOLI	0	2024	0	3331	0	980
13	JALGAON	0	776	0	2105	0	1269
14	JALNA	0	1137	0	3273	0	2429
15	KOLHAPUR	0	338	0	966	0	352
16	LATUR	0	1435	0	3757	0	1879
17	NAGPUR	0	426	0	1009	0	286
18	NANDED	0	3826	0	4291	0	1331
19	NANDURBAR	0	82	0	1028	0	1030
20	NASHIK	0	358	0	1574	0	838
21	OSMANABAD	0	1649	0	3337	0	1293
22	PALGHAR	0	410	0	1766	0	679
23	PARBHANI	0	870	0	2456	0	883
24	PUNE	0	261	0	956	0	613
25	RAIGAD	0	354	0	522	0	532
26	RATNAGIRI	0	58	0	165	0	140
27	SANGLI	0	177	0	820	0	380
28	SATARA	0	106	0	424	0	269
29	SINDHUDURG	0	13	0	65	0	47
30	SOLAPUR	0	724	0	1446	0	680
31	THANE	0	139	0	436	0	204
32	WARDHA	0	326	0	1163	0	431
33	WASHIM	0	544	0	1369	0	798
34	YAVATMAL	0	785	0	3795	0	1969
	<b>Total</b>	<b>0</b>	<b>29462</b>	<b>0</b>	<b>67813</b>	<b>0</b>	<b>32677</b>

## प्रधानमंत्री आवास योजना ग्रामीण - Delayed Houses

■ पहिला हप्ता मिळाल्यानंतर १२ महिने उलटूनही अपूर्ण घरकुले     
 ■ पहिला हप्ता मिळाल्यानंतर १८ महिने उलटूनही अपूर्ण घरकुले     
 ■ पहिला हप्ता मिळाल्यानंतर १० दिवसानंतरही दुसरा हप्ता न मिळालेले घरकुले  
■ दुसरा हप्ता मिळाल्यानंतर १० दिवसानंतरही तिसरा हप्ता न मिळालेले घरकुले     
 ■ तिसरा हप्ता मिळाल्यानंतर १० दिवसानंतरही अपूर्ण घरांची संख्या

<b>AHMEDNAGAR</b>	2532	1797	3164	1456	53
<b>AKOLA</b>	4231	3524	3586	866	585
<b>AMRAVATI</b>	7547	5641	7185	1504	1055
<b>AURANGABAD</b>	2411	2255	4879	1079	423
<b>BEED</b>	2188	1867	6634	1577	471
<b>BHANDARA</b>	7056	5301	4761	754	2220
<b>BULDHANA</b>	2641	2159	3971	848	710
<b>CHANDRAPUR</b>	3049	1958	3510	698	289
<b>DHULE</b>	5714	4108	5888	2179	1605
<b>GADCHIROLI</b>	4025	2474	2251	1190	904
<b>GONDIA</b>	1968	1894	3246	1037	142
<b>HINGOLI</b>	1034	670	2598	468	100
<b>JALGAON</b>	7901	6656	11118	1990	690
<b>JALNA</b>	1371	1084	3118	761	289
<b>KOLHAPUR</b>	1966	747	2415	278	94
<b>LATUR</b>	798	729	2656	437	54
<b>NAGPUR</b>	3383	2351	2570	445	581
<b>NANDED</b>	9670	9180	14754	2002	369
<b>NANDURBAR</b>	11617	10021	7061	4652	5149
<b>NASHIK</b>	7081	3586	4774	2053	1557
<b>OSMANABAD</b>	1044	585	1245	451	7
<b>PALGHAR</b>	917	654	1320	663	469
<b>PARBHANI</b>	860	738	4461	564	98
<b>PUNE</b>	2264	1739	1958	503	455
<b>RAIGAD</b>	741	240	489	242	167
<b>RATNAGIRI</b>	181	44	335	125	59
<b>SANGLI</b>	3034	2327	3434	524	144
<b>SATARA</b>	702	385	864	217	142
<b>SINDHUDURG</b>	143	89	201	64	26
<b>SOLAPUR</b>	4962	4596	5012	1208	503
<b>THANE</b>	209	188	566	161	157
<b>WARDHA</b>	1173	811	950	210	237
<b>WASHIM</b>	1228	869	2522	422	94
<b>YAVATMAL</b>	6538	4386	6880	1813	1672